


Click here to
view all our
free products



Click here to
view all our
free products



Behaviour—Boy

Version 1.0

16 images per page

About Visual Aids for Learning

Visual Aids for Learning is a company that develops images to streamline and support learning, empowering people to participate and achieve independence.

The free downloads are supported from revenue generated by online advertising on our website. We encourage you to visit our website often as we are continually updating these products and adding new images.

www.visualaidforlearning.com

How to make your kit

1. Print this document (we recommend using 180—200 gsm matt card)
2. Cut out each individual card using the grey lines as a guide.

Tips

- For greater durability you may consider laminating each individual card.
- For greater permanency, you may consider placing a Velcro “button” on the back of each card and a Velcro strip on the surface where you want the cards to be displayed.

How to use this kit


For suggestions on how to use these visuals, you can download an instruction booklet from our website.

Copyright and allowable uses

This product is supplied free of charge. You may print, use and distribute as many hard copies of this product as you wish. You may also store, copy and distribute as many electronic copies of this product as you wish. We encourage you to email this PDF file as often as you like to as many people as you think may benefit from it.

However, you may **not** sell this product or any of its content. All the images are protected under international copyright and remain the property of Visual Aids for Learning.

gentle touch



© Visual Aids for Learning
www.visualaidsforlearning.com

pack up



© Visual Aids for Learning
www.visualaidsforlearning.com

I need help



© Visual Aids for Learning
www.visualaidsforlearning.com

keep body still




© Visual Aids for Learning
www.visualaidsforlearning.com

put down



© Visual Aids for Learning
www.visualaidsforlearning.com

sleep




© Visual Aids for Learning
www.visualaidsforlearning.com

I can do it myself



© Visual Aids for Learning
www.visualaidsforlearning.com

feet down



© Visual Aids for Learning
www.visualaidsforlearning.com

May I?
please
thank you



use nice words

© Visual Aids for Learning
www.visualaidsforlearning.com

© Visual Aids for Learning
www.visualaidsforlearning.com

sit down



© Visual Aids for Learning
www.visualaidsforlearning.com

© Visual Aids for Learning
www.visualaidsforlearning.com

hat on



© Visual Aids for Learning
www.visualaidsforlearning.com

© Visual Aids for Learning
www.visualaidsforlearning.com

sit at desk



© Visual Aids for Learning
www.visualaidsforlearning.com

share



© Visual Aids for Learning
www.visualaidsforlearning.com

respect




© Visual Aids for Learning
www.visualaidsforlearning.com

read book





© Visual Aids for Learning
www.visualaidsforlearning.com

quiet




© Visual Aids for Learning
www.visualaidsforlearning.com

hands down




must stay with me




line up




listen



keep hands to self



mouth closed



can I play?



close eyes



hand up wait to speak

no throwing



no snatching



no scratching



no kicking



no biting



no spitting



no yelling



no eating



no grabbing



no hitting



no running
away



no pushing