


Click here to
view all our
free products



Click here to
view all our
free products



Behaviour—Boy

Version 1.0

8 images per page

About Visual Aids for Learning

Visual Aids for Learning is a company that develops images to streamline and support learning, empowering people to participate and achieve independence.

The free downloads are supported from revenue generated by online advertising on our website. We encourage you to visit our website often as we are continually updating these products and adding new images.

www.visualaidsforslearning.com

How to make your kit

1. Print this document (we recommend using 180—200 gsm matt card)
2. Cut out each individual card using the grey lines as a guide.

Tips

- For greater durability you may consider laminating each individual card.
- For greater permanency, you may consider placing a Velcro “button” on the back of each card and a Velcro strip on the surface where you want the cards to be displayed.

How to use this kit

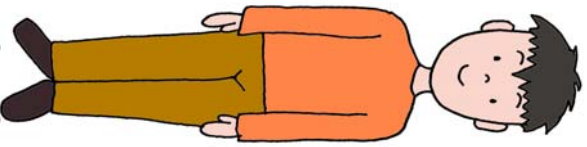
For suggestions on how to use these visuals, you can download an instruction booklet from our website.

Copyright and allowable uses


This product is supplied free of charge. You may print, use and distribute as many hard copies of this product as you wish. You may also store, copy and distribute as many electronic copies of this product as you wish. We encourage you to email this PDF file as often as you like to as many people as you think may benefit from it.

However, you may **not** sell this product or any of its content. All the images are protected under international copyright and remain the property of Visual Aids for Learning.

keep body still



© Visual Aids for Learning www.visualaidsforlearning.com



read book

© Visual Aids for Learning www.visualaidsforlearning.com



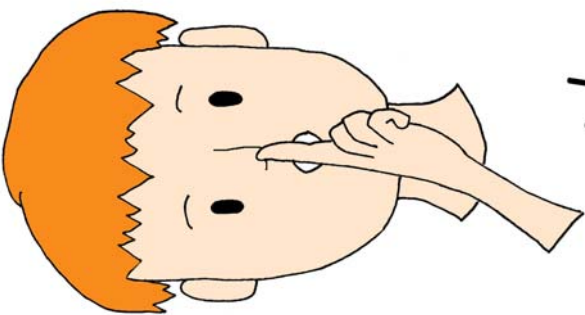
no kicking

© Visual Aids for Learning www.visualaidsforlearning.com



respect

© Visual Aids for Learning www.visualaidsforlearning.com



quiet

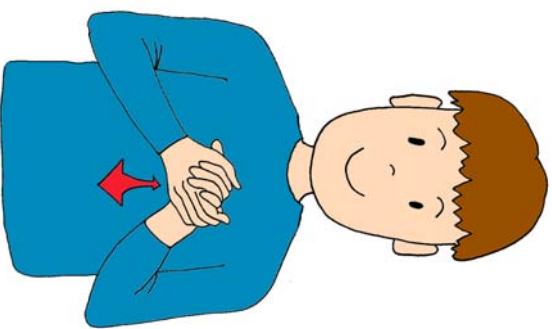
no scratching




pack up



I need help



sit down



© Visual Aids for Learning www.visualaidsforlearning.com

no hitting




© Visual Aids for Learning www.visualaidsforlearning.com

no grabbing



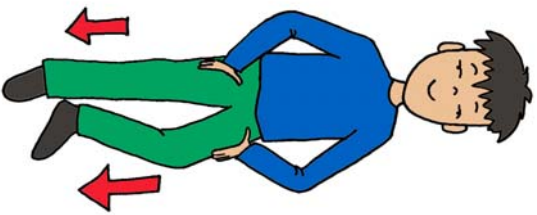
© Visual Aids for Learning www.visualaidsforlearning.com

hat on



© Visual Aids for Learning www.visualaidsforlearning.com

feet down



© Visual Aids for Learning www.visualaidsforlearning.com

no biting




© Visual Aids for Learning www.visualaidsforlearning.com

no eating



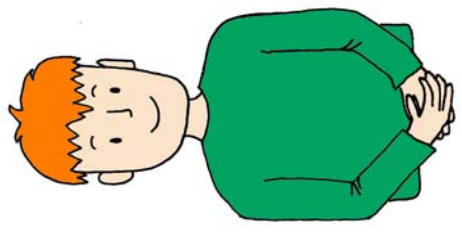
© Visual Aids for Learning www.visualaidsforlearning.com

I can do it myself



© Visual Aids for Learning www.visualaidsforlearning.com

keep hands
to self



© Visual Aids for Learning www.visualaidsforlearning.com

no pushing



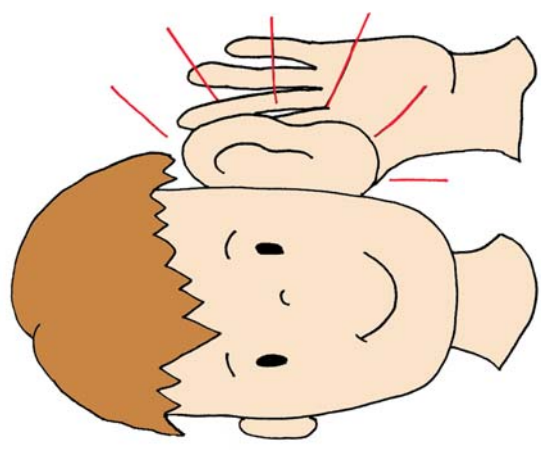
© Visual Aids for Learning www.visualaidsforlearning.com

no running
away




© Visual Aids for Learning www.visualaidsforlearning.com

listen



© Visual Aids for Learning www.visualaidsforlearning.com

close
eyes




no snatching



no throwing



mouth
closed

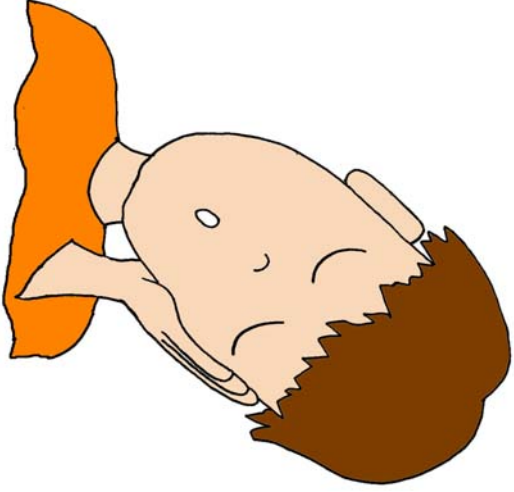


put down



© Visual Aids for Learning www.visualaidsforlearning.com

sleep




© Visual Aids for Learning www.visualaidsforlearning.com

no yelling



© Visual Aids for Learning www.visualaidsforlearning.com

gentle touch



© Visual Aids for Learning www.visualaidsforlearning.com

sit at desk




© Visual Aids for Learning www.visualaidsforlearning.com

share



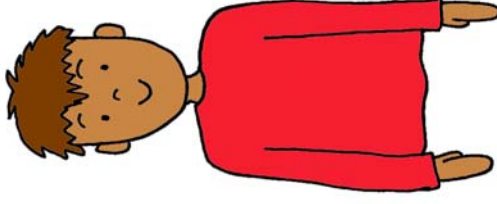
© Visual Aids for Learning www.visualaidsforlearning.com

use nice words



© Visual Aids for Learning www.visualaidsforlearning.com

hands down




© Visual Aids for Learning www.visualaidsforlearning.com


no spitting




can I play?



*hand up
wait to speak*



line up



*must stay
with me*

