


Click here to
view all our
free products



Click here to
view all our
free products



Behaviour—Girl

Version 1.0

16 images per page

About Visual Aids for Learning

Visual Aids for Learning is a company that develops images to streamline and support learning, empowering people to participate and achieve independence.

The free downloads are supported from revenue generated by online advertising on our website. We encourage you to visit our website often as we are continually updating these products and adding new images.

www.visualaidsforslearning.com

How to make your kit

1. Print this document (we recommend using 180—200 gsm matt card)
2. Cut out each individual card using the grey lines as a guide.

Tips

- For greater durability you may consider laminating each individual card.
- For greater permanency, you may consider placing a Velcro “button” on the back of each card and a Velcro strip on the surface where you want the cards to be displayed.

How to use this kit

For suggestions on how to use these visuals, you can download an instruction booklet from our website.

Copyright and allowable uses

This product is supplied free of charge. You may print, use and distribute as many hard copies of this product as you wish. You may also store, copy and distribute as many electronic copies of this product as you wish. We encourage you to email this PDF file as often as you like to as many people as you think may benefit from it.

However, you may **not** sell this product or any of its content. All the images are protected under international copyright and remain the property of Visual Aids for Learning.

gentle touch




© Visual Aids for Learning
www.visualaidsforlearning.com

pack up




© Visual Aids for Learning
www.visualaidsforlearning.com

I need help



© Visual Aids for Learning
www.visualaidsforlearning.com

keep body still



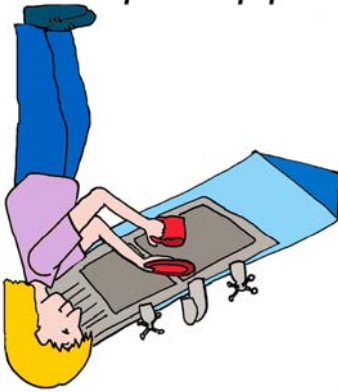
© Visual Aids for Learning
www.visualaidsforlearning.com

put down



© Visual Aids for Learning
www.visualaidsforlearning.com

plate and cup
to sink




© Visual Aids for Learning
www.visualaidsforlearning.com

I can do it
myself



© Visual Aids for Learning
www.visualaidsforlearning.com

feet down




© Visual Aids for Learning
www.visualaidsforlearning.com

© Visual Aids for Learning
www.visualaidsforlearning.com

© Visual Aids for Learning
www.visualaidsforlearning.com

© Visual Aids for Learning
www.visualaidsforlearning.com

© Visual Aids for Learning
www.visualaidsforlearning.com



sit on floor

© Visual Aids for Learning
www.visualaidsforlearning.com



sit down

© Visual Aids for Learning
www.visualaidsforlearning.com



sit at table

© Visual Aids for Learning
www.visualaidsforlearning.com



sit at desk

© Visual Aids for Learning
www.visualaidsforlearning.com




share



respect



read book




quiet

use nice words




© Visual Aids for Learning
www.visualaidsforlearning.com

sleep



© Visual Aids for Learning
www.visualaidsforlearning.com

can I play?



© Visual Aids for Learning
www.visualaidsforlearning.com

line up




© Visual Aids for Learning
www.visualaidsforlearning.com

hat on




© Visual Aids for Learning
www.visualaidsforlearning.com

hang up bag



© Visual Aids for Learning
www.visualaidsforlearning.com

must stay with me



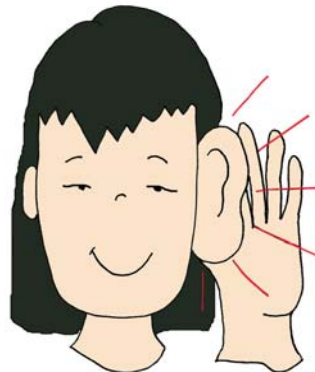
© Visual Aids for Learning
www.visualaidsforlearning.com

hand up wait to speak




© Visual Aids for Learning
www.visualaidsforlearning.com

listen




© Visual Aids for Learning
www.visualaidsforlearning.com

keep hands to self




© Visual Aids for Learning
www.visualaidsforlearning.com

mouth closed




hands down



close eyes



chew food



no hitting



© Visual Aids for Learning
www.visualaidsforlearning.com

no kicking



© Visual Aids for Learning
www.visualaidsforlearning.com

no pushing



© Visual Aids for Learning
www.visualaidsforlearning.com

no throwing




© Visual Aids for Learning
www.visualaidsforlearning.com

no eating



© Visual Aids for Learning
www.visualaidsforlearning.com

no yelling



© Visual Aids for Learning
www.visualaidsforlearning.com

no running away



© Visual Aids for Learning
www.visualaidsforlearning.com

no spitting



© Visual Aids for Learning
www.visualaidsforlearning.com

© Visual Aids for Learning
www.visualaidsforlearning.com

© Visual Aids for Learning
www.visualaidsforlearning.com

© Visual Aids for Learning
www.visualaidsforlearning.com

© Visual Aids for Learning
www.visualaidsforlearning.com



no snatching

© Visual Aids for Learning
www.visualaidsforlearning.com



no scratching

© Visual Aids for Learning
www.visualaidsforlearning.com



out of sandpit

© Visual Aids for Learning
www.visualaidsforlearning.com

© Visual Aids for Learning
www.visualaidsforlearning.com