


Click here to  
view all our  
free products



Click here to  
view all our  
free products



# Behaviour—Girl

## Version 1.0

### 8 images per page

#### About Visual Aids for Learning

Visual Aids for Learning is a company that develops images to streamline and support learning, empowering people to participate and achieve independence.

The free downloads are supported from revenue generated by online advertising on our website. We encourage you to visit our website often as we are continually updating these products and adding new images.

[www.visualaidforlearning.com](http://www.visualaidforlearning.com)

#### How to make your kit

1. Print this document (we recommend using 180—200 gsm matt card)
2. Cut out each individual card using the grey lines as a guide.

#### Tips

- For greater durability you may consider laminating each individual card.
- For greater permanency, you may consider placing a Velcro “button” on the back of each card and a Velcro strip on the surface where you want the cards to be displayed.

#### How to use this kit


For suggestions on how to use these visuals, you can download an instruction booklet from our website.

#### Copyright and allowable uses

This product is supplied free of charge. You may print, use and distribute as many hard copies of this product as you wish. You may also store, copy and distribute as many electronic copies of this product as you wish. We encourage you to email this PDF file as often as you like to as many people as you think may benefit from it.

However, you may **not** sell this product or any of its content. All the images are protected under international copyright and remain the property of Visual Aids for Learning.

*I need help*



© Visual Aids for Learning www.visualaidsforlearning.com

*respect*



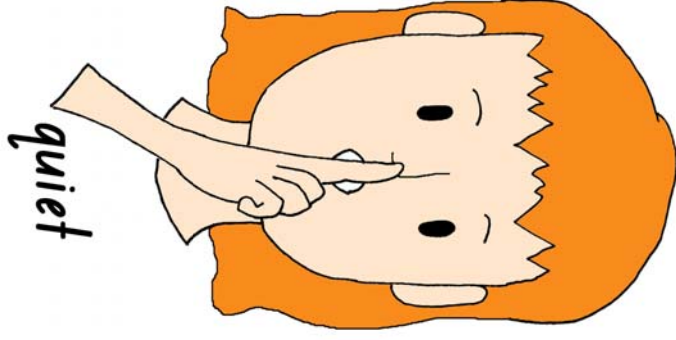
© Visual Aids for Learning www.visualaidsforlearning.com

*no hitting*



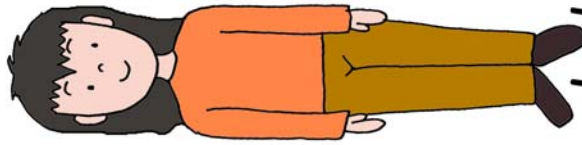
© Visual Aids for Learning www.visualaidsforlearning.com

*quiet*




© Visual Aids for Learning www.visualaidsforlearning.com

*keep body still*



© Visual Aids for Learning www.visualaidsforlearning.com

*share*



© Visual Aids for Learning www.visualaidsforlearning.com

*pack up*



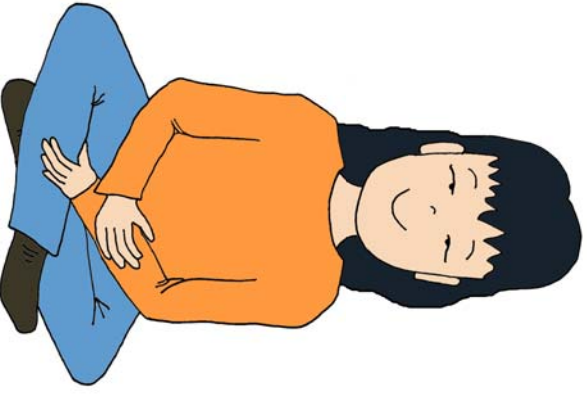
© Visual Aids for Learning www.visualaidsforlearning.com

*I can do it myself*




© Visual Aids for Learning www.visualaidsforlearning.com

*sit down*



© Visual Aids for Learning www.visualaidsforlearning.com

*put down*



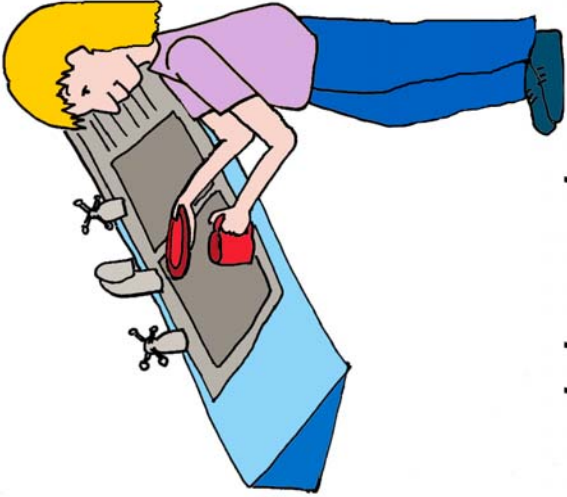
© Visual Aids for Learning www.visualaidsforlearning.com

*no snatching*



© Visual Aids for Learning www.visualaidsforlearning.com

*plate and cup  
to sink*




© Visual Aids for Learning www.visualaidsforlearning.com

*use nice words*




© Visual Aids for Learning www.visualaidsforlearning.com

*sleep*



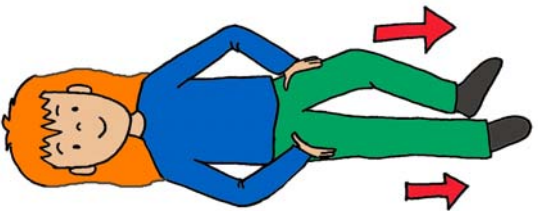
© Visual Aids for Learning www.visualaidsforlearning.com

*line up*



© Visual Aids for Learning www.visualaidsforlearning.com

*feet down*




© Visual Aids for Learning www.visualaidsforlearning.com

hang up bag




© Visual Aids for Learning www.visualaidsforlearning.com



mouth closed

© Visual Aids for Learning www.visualaidsforlearning.com

can I play?



© Visual Aids for Learning www.visualaidsforlearning.com



no eating

© Visual Aids for Learning www.visualaidsforlearning.com


no throwing




no spitting




hat on



chew food




sit at table




© Visual Aids for Learning www.visualaidsforlearning.com

© Visual Aids for Learning www.visualaidsforlearning.com

keep hands  
to self




out of sandpit



© Visual Aids for Learning www.visualaidsforlearning.com

© Visual Aids for Learning www.visualaidsforlearning.com

gentle touch




no scratching



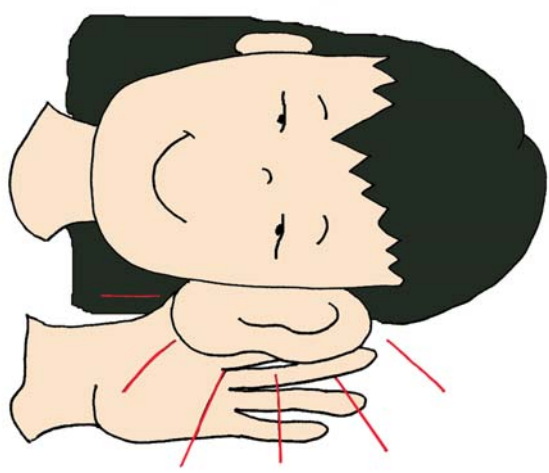
© Visual Aids for Learning www.visualaidsforlearning.com

© Visual Aids for Learning www.visualaidsforlearning.com

hand up  
wait to speak



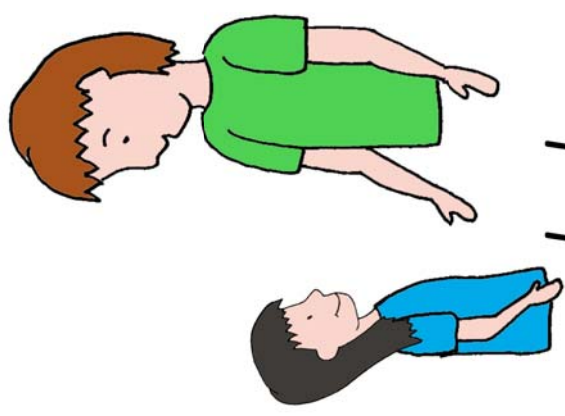
listen

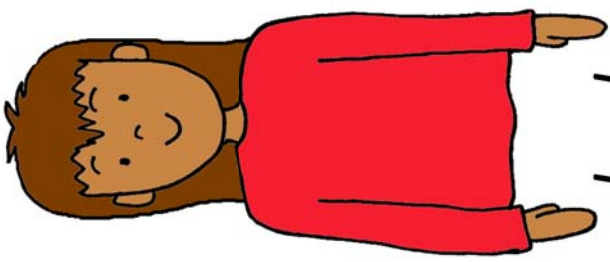


© Visual Aids for Learning www.visualaidsforlearning.com


© Visual Aids for Learning www.visualaidsforlearning.com

must stay  
with me






hands down



no yelling



no running  
away



close eyes




sit at desk



no kicking



no pushing



sit on floor