


Click here to
view all our
free products



Click here to
view all our
free products



Daily Routine

Version 1.0

8 images per page

About Visual Aids for Learning

Visual Aids for Learning is a company that develops images to streamline and support learning, empowering people to participate and achieve independence.

The free downloads are supported from revenue generated by online advertising on our website. We encourage you to visit our website often as we are continually updating these products and adding new images.

www.visualaidsonlearning.com

How to make your kit

1. Print this document (we recommend using 180—200 gsm matt card)
2. Cut out each individual card using the grey lines as a guide.

Tips

- For greater durability you may consider laminating each individual card.
- For greater permanency, you may consider placing a Velcro "button" on the back of each card and a Velcro strip on the surface where you want the cards to be displayed.

How to use this kit

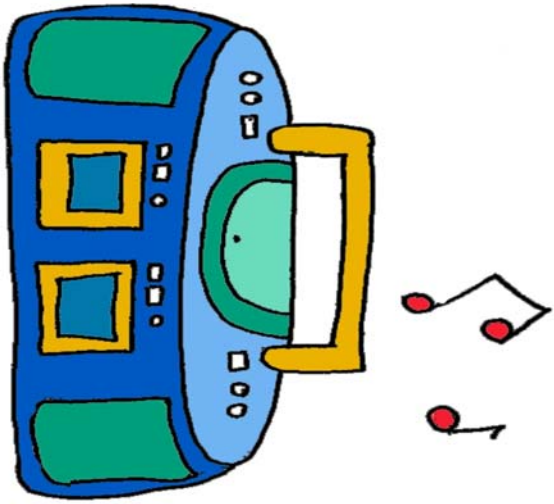
For suggestions on how to use these visuals, you can download an instruction booklet from our website.

Copyright and allowable uses

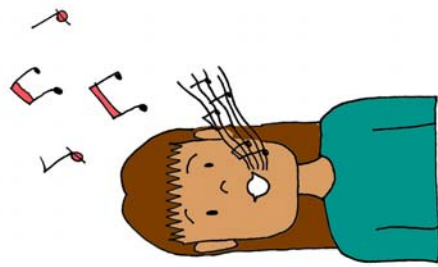
This product is supplied free of charge. You may print, use and distribute as many hard copies of this product as you wish. You may also store, copy and distribute as many electronic copies of this product as you wish. We encourage you to email this PDF file as often as you like to as many people as you think may benefit from it.

However, you may **not** sell this product or any of its content. All the images are protected under international copyright and remain the property of Visual Aids for Learning.

music

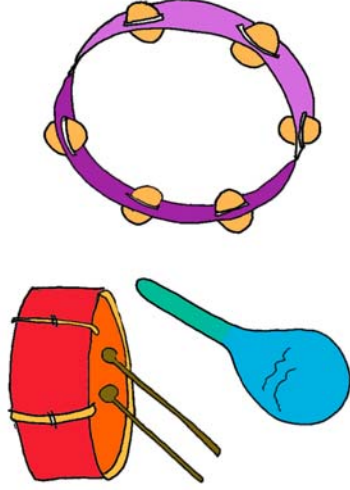


© Visual Aids for Learning www.visualaidsforlearning.com




singing

music



© Visual Aids for Learning www.visualaidsforlearning.com




story time

group time



© Visual Aids for Learning www.visualaidsforlearning.com




movement


craft



© Visual Aids for Learning www.visualaidsforlearning.com



inside time



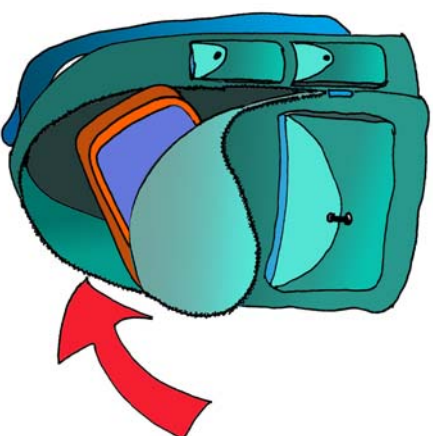
shows and tell

© Visual Aids for Learning www.visualaidsforlearning.com



home time

© Visual Aids for Learning www.visualaidsforlearning.com




pack bag

© Visual Aids for Learning www.visualaidsforlearning.com



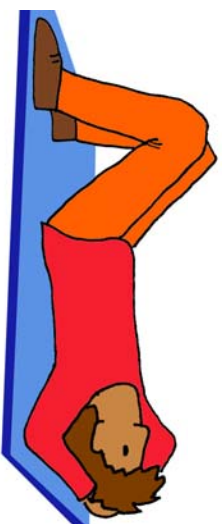
pack up

© Visual Aids for Learning www.visualaidsforlearning.com




outside time

© Visual Aids for Learning www.visualaidsforlearning.com



rest time

© Visual Aids for Learning www.visualaidsforlearning.com



T.V.

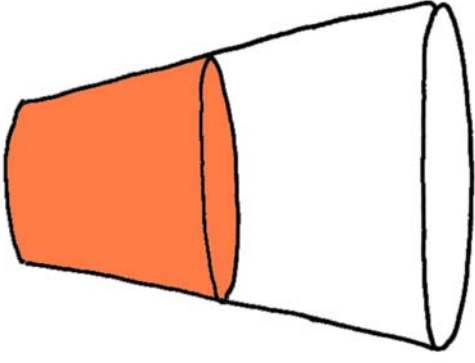
© Visual Aids for Learning www.visualaidsforlearning.com



locker


© Visual Aids for Learning www.visualaidsforlearning.com

drink



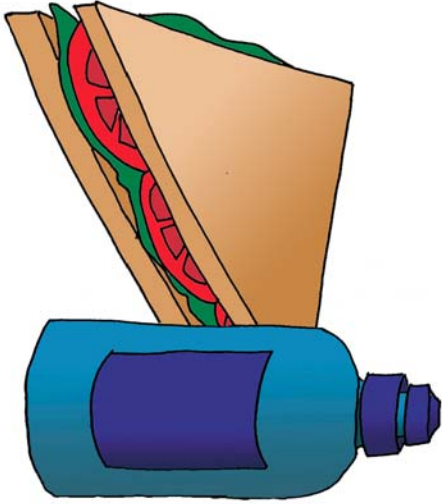
© Visual Aids for Learning www.visualaidsforlearning.com

fruit



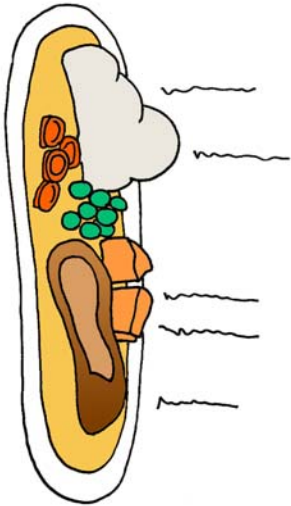
© Visual Aids for Learning www.visualaidsforlearning.com

lunch



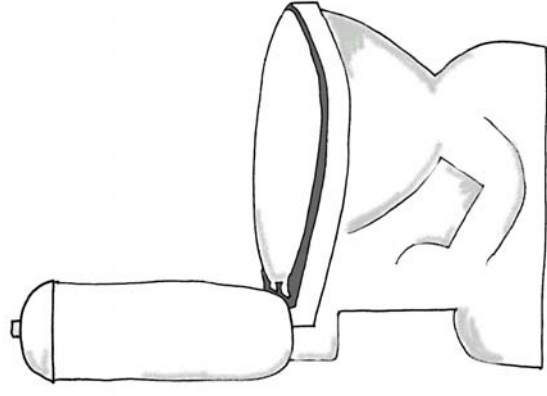
© Visual Aids for Learning www.visualaidsforlearning.com

hot meal




© Visual Aids for Learning www.visualaidsforlearning.com

toilet




© Visual Aids for Learning www.visualaidsforlearning.com

hat on



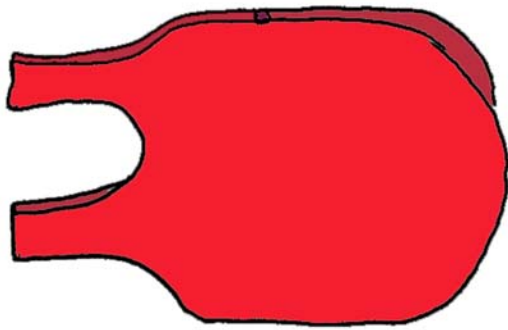
© Visual Aids for Learning www.visualaidsforlearning.com

hat on



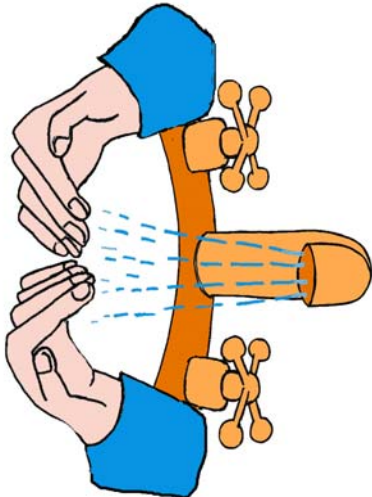
© Visual Aids for Learning www.visualaidsforlearning.com

apron on



© Visual Aids for Learning www.visualaidsforlearning.com

wash hands




© Visual Aids for Learning www.visualaidsforlearning.com

© Visual Aids for Learning www.visualaidsforlearning.com

© Visual Aids for Learning www.visualaidsforlearning.com

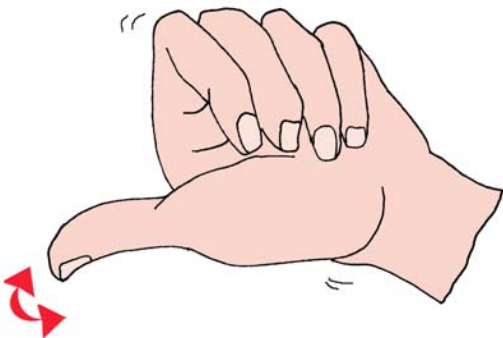
© Visual Aids for Learning www.visualaidsforlearning.com

free play



finished

surprise



finished

