


Click here to  
view all our  
free products



Click here to  
view all our  
free products



## **Social Behaviour (Boy)**

**Version 1.0**

**8 images per page**

### **About Visual Aids for Learning**

Visual Aids for Learning is a company that develops images to streamline and support learning, empowering people to participate and achieve independence.

The free downloads are supported from revenue generated by online advertising on our website. We encourage you to visit our website often as we are continually updating these products and adding new images.

[www.visualaidforlearning.com](http://www.visualaidforlearning.com)

### **How to make your kit**

1. Print this document (we recommend using 180—200 gsm matt card)
2. Cut out each individual card using the grey lines as a guide.

#### **Tips**

- For greater durability you may consider laminating each individual card.
- For greater permanency, you may consider placing a Velcro “button” on the back of each card and a Velcro strip on the surface where you want the cards to be displayed.

### **How to use this kit**


For suggestions on how to use these visuals, you can download an instruction booklet from our website.

### **Copyright and allowable uses**

This product is supplied free of charge. You may print, use and distribute as many hard copies of this product as you wish. You may also store, copy and distribute as many electronic copies of this product as you wish. We encourage you to email this PDF file as often as you like to as many people as you think may benefit from it.


However, you may **not** sell this product or any of it's content. All the images are protected under international copyright and remain the property of Visual Aids for Learning.

*sit down*




© Visual Aids for Learning www.visualaidsforlearning.com

*keep hands to self*



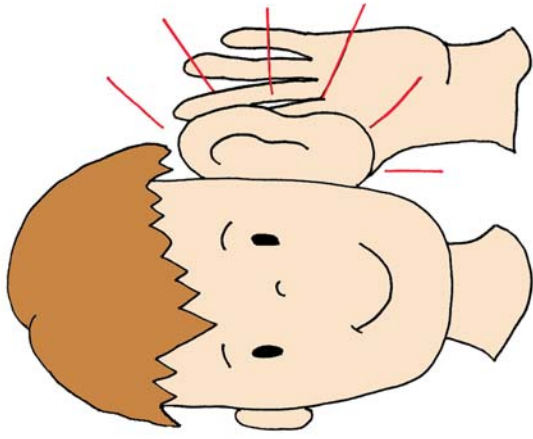
© Visual Aids for Learning www.visualaidsforlearning.com

*gentle touch*




© Visual Aids for Learning www.visualaidsforlearning.com

*listen*




© Visual Aids for Learning www.visualaidsforlearning.com

*stop think do*




© Visual Aids for Learning www.visualaidsforlearning.com

*use nice words*




© Visual Aids for Learning www.visualaidsforlearning.com

*share*




© Visual Aids for Learning www.visualaidsforlearning.com

*quiet*



© Visual Aids for Learning www.visualaidsforlearning.com

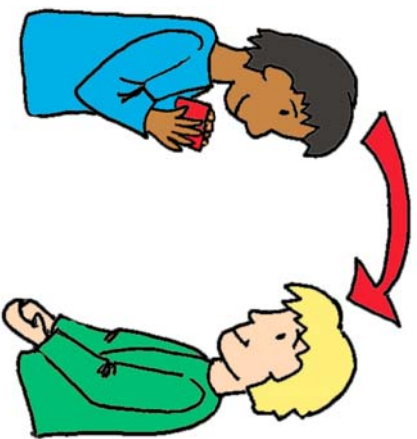


© Visual Aids for Learning www.visualaidsforlearning.com


© Visual Aids for Learning www.visualaidsforlearning.com

© Visual Aids for Learning www.visualaidsforlearning.com


© Visual Aids for Learning www.visualaidsforlearning.com




my turn  
your turn



your turn  
my turn



can I play?



high five