


Click here to
view all our
free products



Click here to
view all our
free products



Morning Routine (Girl)

Version 1.0

16 images per page

About Visual Aids for Learning

Visual Aids for Learning is a company that develops images to streamline and support learning, empowering people to participate and achieve independence.

The free downloads are supported from revenue generated by online advertising on our website. We encourage you to visit our website often as we are continually updating these products and adding new images.

www.visualaidsforslearning.com

How to make your kit

1. Print this document (we recommend using 180—200 gsm matt card)
2. Cut out each individual card using the grey lines as a guide.

Tips

- For greater durability you may consider laminating each individual card.
- For greater permanency, you may consider placing a Velcro "button" on the back of each card and a Velcro strip on the surface where you want the cards to be displayed.

How to use this kit


For suggestions on how to use these visuals, you can download an instruction booklet from our website.

Copyright and allowable uses

This product is supplied free of charge. You may print, use and distribute as many hard copies of this product as you wish. You may also store, copy and distribute as many electronic copies of this product as you wish. We encourage you to email this PDF file as often as you like to as many people as you think may benefit from it.

However, you may **not** sell this product or any of it's content. All the images are protected under international copyright and remain the property of Visual Aids for Learning.

pyjamas off




© Visual Aids for Learning
www.visualaidstforlearning.com

undies on




© Visual Aids for Learning
www.visualaidstforlearning.com

singlet on




© Visual Aids for Learning
www.visualaidstforlearning.com

shirt on



© Visual Aids for Learning
www.visualaidstforlearning.com

shorts on



© Visual Aids for Learning
www.visualaidstforlearning.com

pants on




© Visual Aids for Learning
www.visualaidstforlearning.com

socks on



© Visual Aids for Learning
www.visualaidstforlearning.com

shoes on




© Visual Aids for Learning
www.visualaidstforlearning.com

© Visual Aids for Learning
www.visualaidstforlearning.com

© Visual Aids for Learning
www.visualaidstforlearning.com

© Visual Aids for Learning
www.visualaidstforlearning.com

© Visual Aids for Learning
www.visualaidstforlearning.com



brush hair

© Visual Aids for Learning
www.visualaidstforlearning.com



eat breakfast

© Visual Aids for Learning
www.visualaidstforlearning.com



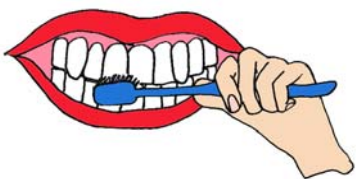
pack bag

© Visual Aids for Learning
www.visualaidstforlearning.com



toilet

© Visual Aids for Learning
www.visualaidstforlearning.com



brush teeth



wash face




socks on



shoes on

no jumper on



© Visual Aids for Learning
www.visualaidsforlearning.com

no dress on




© Visual Aids for Learning
www.visualaidsforlearning.com

no socks on



© Visual Aids for Learning
www.visualaidsforlearning.com

no shoes on



© Visual Aids for Learning
www.visualaidsforlearning.com


finished



© Visual Aids for Learning
www.visualaidsforlearning.com

© Visual Aids for Learning
www.visualaidsforlearning.com

finished



© Visual Aids for Learning
www.visualaidsforlearning.com

© Visual Aids for Learning
www.visualaidsforlearning.com

© Visual Aids for Learning
www.visualaidsforlearning.com

© Visual Aids for Learning
www.visualaidsforlearning.com

© Visual Aids for Learning
www.visualaidsforlearning.com

© Visual Aids for Learning
www.visualaidsforlearning.com

© Visual Aids for Learning
www.visualaidsforlearning.com

© Visual Aids for Learning
www.visualaidsforlearning.com

© Visual Aids for Learning
www.visualaidsforlearning.com

© Visual Aids for Learning
www.visualaidsforlearning.com