


Click here to  
view all our  
free products



# Visual Aids for learning



Click here to  
view all our  
free products

## Swimming Lesson Version 1.0 16 images per page

### About Visual Aids for Learning

Visual Aids for Learning is a company that develops images to streamline and support learning, empowering people to participate and achieve independence.

The free downloads are supported from revenue generated by online advertising on our website. We encourage you to visit our website often as we are continually updating these products and adding new images.

[www.visualaidforlearning.com](http://www.visualaidforlearning.com)

### How to make your kit

1. Print this document (we recommend using 180—200 gsm matt card)
2. Cut out each individual card using the grey lines as a guide.

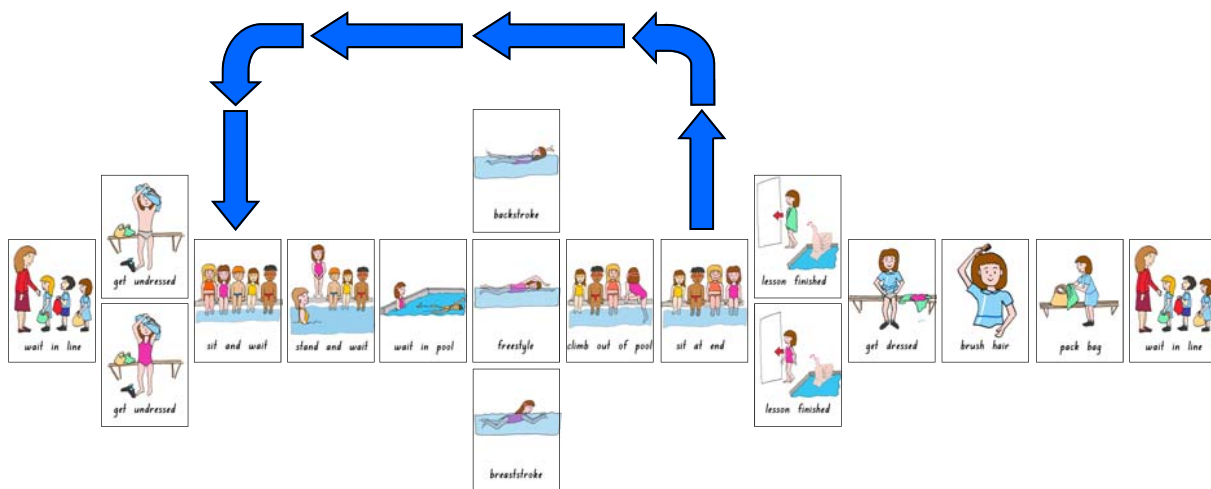
### Tips

- For greater durability you may consider laminating each individual card.
- For greater permanency, you may consider placing a Velcro "button" on the back of each card and a Velcro strip on the surface where you want the cards to be displayed.

### How to use this kit

For suggestions on how to use these visuals, visit our website and click the **Help** link in the menu.

**The images below show the suggested sequencing of these visuals.**

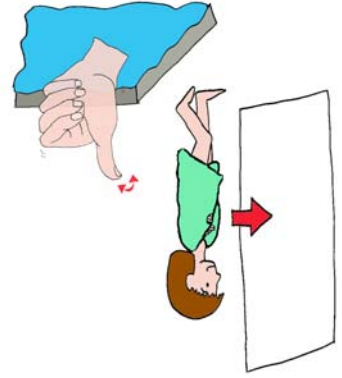


### Copyright and allowable uses

This product is supplied free of charge. You may print, use and distribute as many hard copies of this product as you wish. You may also store, copy and distribute as many electronic copies of this product as you wish. We encourage you to email this PDF file as often as you like to as many people as you think may benefit from it.

However, you may **not** sell this product or any of its content. All the images are protected under international copyright and remain the property of Visual Aids for Learning.

lesson finished



© Visual Aids for Learning www.visualaidsforlearning.com

lesson finished



© Visual Aids for Learning www.visualaidsforlearning.com

pack bag



© Visual Aids for Learning www.visualaidsforlearning.com

wait in line




© Visual Aids for Learning www.visualaidsforlearning.com

climb out of pool



© Visual Aids for Learning www.visualaidsforlearning.com

get undressed




© Visual Aids for Learning www.visualaidsforlearning.com

get dressed



© Visual Aids for Learning www.visualaidsforlearning.com

get undressed



© Visual Aids for Learning www.visualaidsforlearning.com

sit and wait



© Visual Aids for Learning www.visualaidsforlearning.com

sit at end




© Visual Aids for Learning www.visualaidsforlearning.com

wait in pool



© Visual Aids for Learning www.visualaidsforlearning.com

stand and wait



© Visual Aids for Learning www.visualaidsforlearning.com

freestyle



© Visual Aids for Learning www.visualaidsforlearning.com

breaststroke



© Visual Aids for Learning www.visualaidsforlearning.com

backstroke



© Visual Aids for Learning www.visualaidsforlearning.com

brush hair



© Visual Aids for Learning www.visualaidsforlearning.com